



S1 Booklet

As a community we grow

Barrhead High School

RAISE THE BARR

Contents Page

Welcome to our School	page 3
Timetable	page 4
Subjects Overviews	page 5
Uniform	page 20
Support	page 21
Celebrating Success	page 22
Frequently Asked Questions	page 23



Welcome to our School



We are delighted to welcome you to Barrhead High School.

Moving up from primary to secondary school can sometimes seem like a daunting experience. At Barrhead High, we want to make the transition process run as smoothly as possible. We are working closely with our primary colleagues to get it right for all.

As a Rights Respecting Gold School, we have an inclusive ethos based on mutual respect and shared values. We are committed to ensuring all our young people are safe, happy and healthy and encourage all to have a voice in school decisions. Every young person is supported to develop their confidence and motivation to achieve great things, both in and out the classroom.

We hold high expectations and believe that every one of you can succeed. We encourage you to work hard and persevere to reach your personal best while developing your skills and attributes.

A love of learning is at the heart of Barrhead High with a strong emphasis on high quality teaching. You will be supported by passionate Pastoral Teachers and subject specialists who have chosen to teach not only because they enjoy their subject and are lifelong learners themselves, but also because they wish to make a difference to the lives of all our young people.

I am proud to serve you, your families, our staff, and community partners, and I look forward to working together as a team.

Best wishes,

Mrs Johnston

Head Teacher



Welcome to Barrhead High School new S1's,

I am excited to meet each of you in person and get to know you and your families. Transitioning from primary to secondary school is an exciting time filled with new subjects to explore, friendships to form, and experiences to share. Although it's normal to feel a bit nervous, my goal is to ensure you feel supported and start your journey with us positively. At Barrhead High, we place RESPECT at the core of our community, and I am confident you'll quickly feel like part of the team. You'll engage in a variety of exciting and challenging lessons that will help you reach your full potential. There are numerous clubs and activities you can join, along with opportunities to develop your leadership skills

Looking forward to this journey together!

Mrs McShane
Deputy Head Teacher

Timetable

This is an example of an S1 timetable. These are the classes you would have every week.

	1	2	3	4	5	6	7
MONDAY	PSHE	MATHS	FRENCH	BACS	ENGLISH	DESIGN & TECH	ART & DESIGN
TUESDAY	SCIENCE	PE	FRENCH	BACS	GEOGRAPHY	MATHS	ENGLISH
WEDNESDAY	PASTORAL	SCIENCE	ENGLISH	PE	DESIGN & TECH	ART & DESIGN	
THURSDAY	BACS	FRENCH	DESIGN & TECH	ART & DESIGN	MATHS	GEOGRAPHY	ENGLISH
FRIDAY	GEOGRAPHY	MATHS	RME	ENGLISH	SCIENCE	PE	

Some subjects *rotate*. This means that some subjects will switch at certain points throughout the year.

These subjects will change from:

- Geography to History
- BACS (Business, Admin, Computer Science) to Drama
- Design & Technology to Home Economics
- Art & Design to Music



Subject Overview - English

English is all about reading, writing, talking and listening. In the English Faculty we look at how we can help you develop each of these skills to become a confident adult ready to take on the world.

In term one, you will choose a novel to study and you will start your personal reading journey with help and support from our Librarian in the Library lessons. And you will learn how to PEE...

In term two, you will have the chance to complete some independent research and be given the opportunity to shine through your solo talk presentations.

In term three, you create persuasive posters and start to study poetry. This term also has a range of reading challenges. Be prepared for the competition...

In term four, you focus in on media and drama – reading films and acting out scenes.

There is weekly homework from August onwards and you will be part of a google classroom.


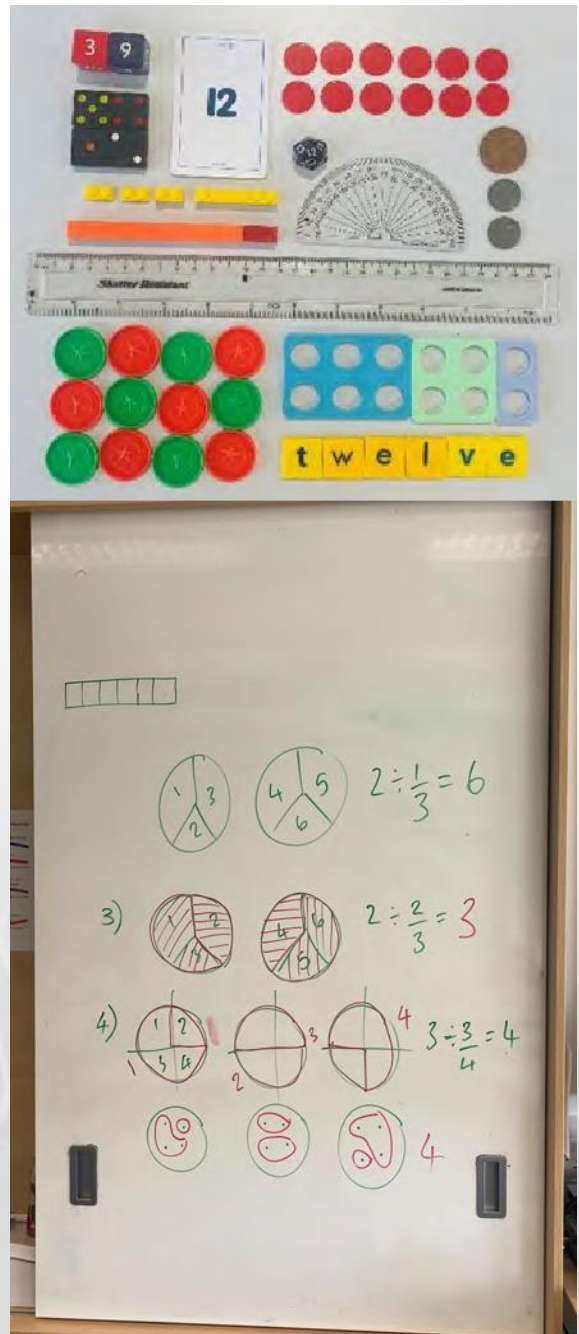


Subject Overview - Mathematics

In Mathematics, young people will meet a range of experiences and outcomes covering three main areas: Number, Money and Measure; Shape, Position and Movement and Information Handling. Throughout S1, learners will be given the opportunity to demonstrate their mental maths and problem solving capabilities, explore non-calculator and calculator work, make use of a variety of online learning resources and take part in monthly maths puzzles and maths competitions.

In S1, some of the topics covered are:

- Four Operations
- Negative Numbers
- Special Numbers
- Rounding
- Data Analysis and Probability
- Fractions, Decimals and Percentages
- Algebra
- Angles
- Symmetry
- Coordinates



Subject Overview - Science

During S1 all learners follow a general Science course which includes elements from Biology, Chemistry and Physics.

Processes of the Planet

This topic looks at the properties of matter, solids, liquids and gases and how this is linked to global warming. This is Chemistry and Physics.

Electricity

We investigate electrical charges and how this creates both static electricity and a current. Learners use the Van De Graf generator to demonstrate static electricity. We investigate what effects current by building circuits. We also look at other ways of creating a current e.g. using fruit. This is Physics.

Body Systems

This topic looks at the basic structures of animal and plants. We begin by determining the differences between animal and plant cells using microscopes. Learners then look at the various stages between cells and the organs of a human body. The heart is looked at in detail by carrying out a heart dissection. This is Biology.



Properties and Uses of Substances

In this topic we take a look at the periodic table and the differences between elements and compounds. We investigate how a compound can be formed and look at the possibility of breaking the compound down again. The uses of some compounds are investigated. This is Chemistry.

All the topics are very practical with a number of interesting experiments

Subject Overview - Health & Fitness

PHYSICAL EDUCATION

In Physical Education, pupils are encouraged to participate to the best of their ability in all activities and should bring a change of kit for every lesson.

The PE department consists of a large games hall, a small gym, a dance studio, 2 floodlit astroturf pitches and a 4 lane athletics track.

All classes follow a core programme of activities in S1, including: athletics; badminton; basketball; cycling; fitness; gymnastics; social dance; sports leader; summer games and trampolining.

During the block of sports leader, pupils will have the opportunity to lead learning and there is an element of choice at this time.



Renfrewshire
COUNCIL

Subject Overview – Social Subjects

Geography is where we learn about the world around us – how do people and the environment interact.

In S1 you will learn about:

Empty Lands – we learn about the extreme climates around the world; rainforests, hot deserts and tundra lands. We also learn about threats to these places including deforestation and climate change.

Development – we learn about how life is different around the world, and why this is the case. We also learn about the Children's Rights Charter and Sustainable Development Goals and how these can improve life in lower-income countries.



Subject Overview – Social Subjects

In **History**, you will learn a range of skills to help you investigate the past. You will work with historical sources to explore the causes and consequences of significant World events.

In S1 you will learn the skills you will use in history. You will also learn about different types of government including Democracy and Dictatorship. We also look at the factors surrounding the sinking of the Titanic.

We also learn about the causes of World War 1, and the impacts it had on Scotland and the rest of the World.



Subject Overview – Social Subjects

Religious and Moral Education is where we examine some of the 'big questions' in life and think about your beliefs as well as those of others. We also look at RME in our community: from religious buildings to our local war memorial.

In S1 you study:

Introduction to Morality – we then look at different approaches to morality including religious and non-religious views. We also get a chance to develop our own morality.



Buddhism – this is the world religion we study in S1. We have a chance to look at the stories of Buddhism and why Buddhists do certain things.


Animal Rights – this is where we look at how humans treat animals. This also builds on our morality topic where we get to see how our morality impacts our view on animals. At the end of this unit, we complete a project on an issue of Animal Rights alongside the Design and Technology Department.



Subject Overview – Expressive Arts

Art and Design

The S1 Art and Design course focuses on developing knowledge of the seven key visual elements, tone, line, form, shape, colour, texture and pattern. We explore many different materials, techniques and processes as well as learn about a diverse range of artists and designers.



You will learn to draw a sock, successfully by applying detail which shows scale and proportion this will be a test of your drawing skills.

Unit 1- Wallpaper Design

You will study the work of Glasgow textile designers 'Timorous Beasties' where you will become familiar with the design process of investigation, development and making a final piece. You will be introduced to observational drawing, simplifying and developing ideas and producing a mono printed final design. This design can then be digitally placed on many products.



Unit 2 – Landscape

This expressive unit looks at artists such as Vincent Van Gogh and David Hockney. We start with outdoor learning where we make our own paint brushes and use these to create landscape paintings. We will also create a collage and your work will be packed full of texture and colour.

Unit 3 - Graphic Design

You will work through a design process to create the branding for a healthy juice label. You will then investigate market research and develop a logo which incorporates image and text. The end product is to create a successful final logo which can be applied to carton, can or bottle.



Subject Overview – Expressive Arts

Within the **Music** Department, you will gain an opportunity to try a variety of different instruments and listening activities to help you build musical skills. You will also learn how to improve your music literacy and participate in trips to see live performances where possible.

You may already play an instrument or wish to begin and in S1 we will develop further on what you have already done in Music either in Primary School or in your own time and help you to learn new skills with confidence.

Within the course, you will undertake a mixture of performing, inventing, and listening activities on your own and in groups. We find out about the Instruments of the Orchestra, Music across the World as well as giving you an opportunity to play the keyboard, glockenspiel, ukulele, djembe drums, and drum kit.



It is our aim is to engage and inspire learners to develop a love of music and develop their talent as musicians, and so increase self-confidence, creativity, and sense of achievement across our school and the community.

Subject Overview – Expressive Arts

Drama in S1 is where you will learn about how to take part in a theatrical stage presentation. You will learn about acting and how to create a character. You will also learn about the extra skills needed for the theatre such as props, costume, set design, and using sound and lights onstage. In S1 we focus on the skills of creating a drama, presenting it to an audience and evaluating the presentations we take part in and watch.

In S1 you study:

Stagecraft and Improvisation – as your introduction to Drama you will be taught about how to use the stage space when acting and how to be aware of the audience when you are acting. You will then part in different improvisations acting out a variety of characters.

Murder Mystery – this unit involves you becoming suspects, journalists, police officers and lawyers trying to solve a murder. The main skill developed in this unit is creating a character. You will follow the case by creating improvisations, finishing with a court case!



Script unit – this is where we use short scripts to rehearse and act out. You will also decide on the costume and props needed for the presentation, find these and use them onstage.

Subject Overview – Modern Languages

You will continue learning **French** in S1.

We will cover these topics:

Family and Friends – we will learn to talk about our family members and our friends giving information about their physical appearance and their personality. We will also learn to say how we get on with different people.

School - We will learn to talk about Barrhead High School, talk about and give opinions about our school subjects, talk about the school day and the school canteen and learn about schools in other French-speaking countries.

Hobbies and Free-time – We will learn to talk about our hobbies and interests and learn vocabulary to talk about a wide range of sports activities, types of music and use of your phones, laptops and other devices.



WHITEBOARD.fi Room code: f7rtm

TOGGLE MY WHITEBOARD

LIBRARY PUSH

Je fais beaucoup de choses avec mes amis. Par exemple, on va en ville et quelquefois, on va au cinéma le weekend.
S'il fait beau, on va au parc et on joue au foot.
Evidemment, quand il pleut, on joue au ping-pong.
En général on parle de sport.
Avec ma bande, on s'entend très bien et on rigole beaucoup!
Maxime

Subject Overview – Modern Languages

You will continue learning Mandarin in S1.



We will cover these topics:

Chinese characters – We will begin by learning how to read and write Mandarin by imagining characters as pictures. From there we will move on to more complicated characters made by building up collections of these simpler picture-like characters. This process of character building will help you to learn and remember many more characters.

All about me – We will continue to learn more about how to talk about ourselves. The topics we will cover in this area will include how to talk about our age, Chinese zodiac signs and how to talk about our family members.

Festivals – We will learn all about the Mid-autumn Festival and the Spring Festival which are both very important to Chinese culture and society. We will look at the clothes, food and rituals associated with each festival and will learn some Chinese characters to help talk about the festival with others.

Tiger
虎



Subject Overview – Business, Administration & Computing Science

S1 BACS Course Outline

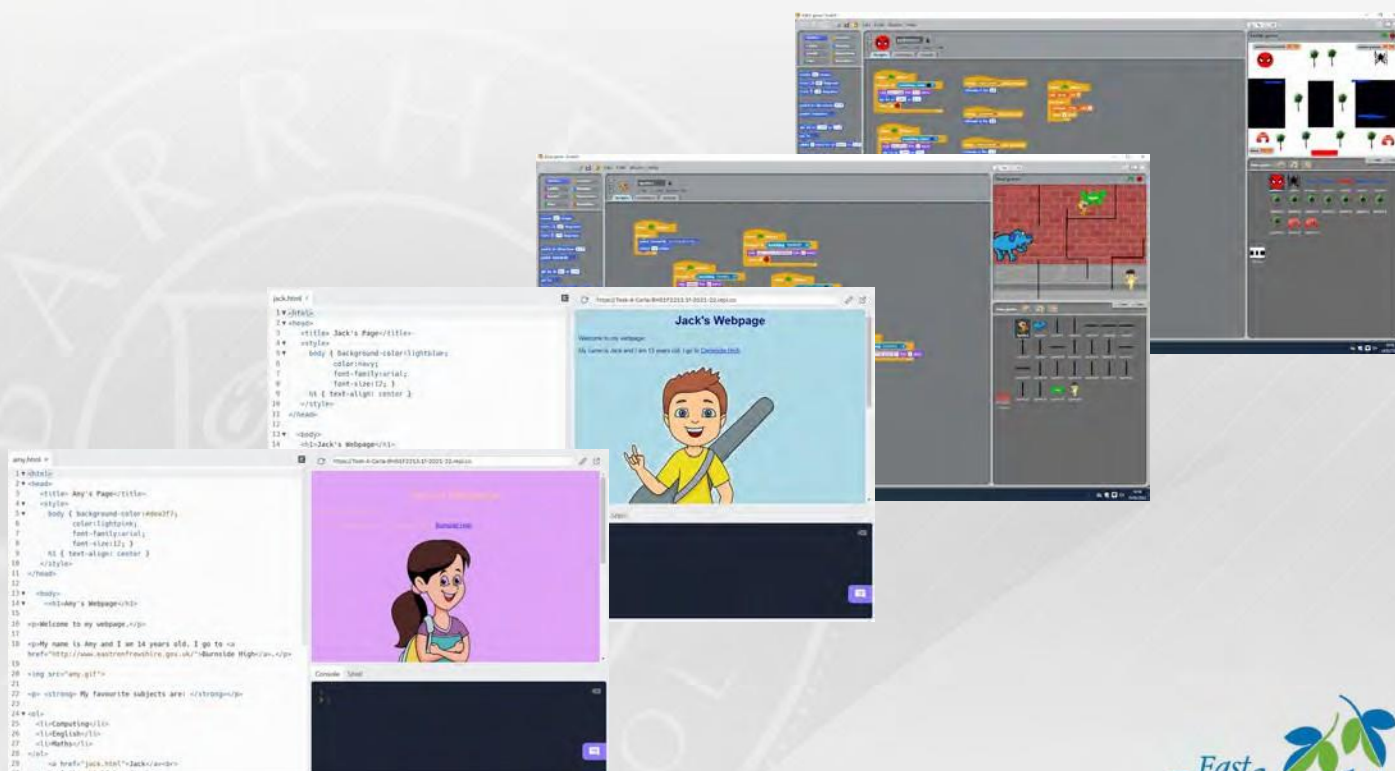
In S1 Students will follow a combined course covering topics from Business, Administration and Computing Science.

Pupils will develop their Administration and IT skills when working on the word-processing, spreadsheets and databases topics. They will learn how to the Microsoft Office package and features to create letters posters, charts and reports.

Pupils will also complete the Introduction to Business topic where they will learn to identify “Needs and Wants”, “Goods and Service” and the variety of payment methods available to customers to pay for their goods and services.

Pupils will develop their Computing Science skills and knowledge in S1 in the Web Design topic where they will use HTML to create basic webpages adding a variety of content to their pages. In addition they will develop their Software Development skills when they create their own games using programming constructs and download these onto hand held devices. They will also learn about Cyber Security and online threats and dangers as well as methods to ensure online safety.

Homework will be issued on a regular basis and pupil progress will be tracked using a variety of assessment methods.



Subject Overview – Business, Administration & Computing Science

HOME ECONOMICS

In Home Economics, pupils are involved in both cookery and textiles lessons. In cookery, pupils have the chance to make a variety of dishes, including: sandwiches; shortbread; truffles; wraps; fruit smoothies; fresh fruit salad; coleslaw; hot chocolate; rice salad; cheesy beans; raspberry buns and rock buns.

Pupils can take home what they have made for those at home to sample!


Throughout the session, pupils work on various cookery skills and processes. In textiles, pupils follow a Ready Steady Sew course, where they make their own Minion puppet.



Subject Overview – Food, Fashion and Design & Technology

In **Design and Technology** we will build upon some of the skills and knowledge that you have already developed in primary school.

You will learn about the Design Factors and design your own Birdfeeder. You will learn all about Health & Safety in the workshop and be able to construct your model out of wood. We also teach you how to sketch geometric shapes and how to render and add texture.



You will build upon your new skills to design and make a plastic key tag, learn to use our 3D CAD modelling software and learn all about colour theory to prepare you for your final rotation.



We have linked up with RME so that you can finalise your project by learning how to use Desktop Publishing Software to create good quality leaflets.

Uniform

As a school, we are extremely proud of our young people and the Barrhead High School uniform.

- Uniform conveys a sense of community, wellbeing and purpose.
- Our uniform helps to establish our identity and reinforces our value of excellence.
- Uniform avoids inequalities in terms of possessing the latest designer fashions and reduces the cost to the school day.
- Uniform allows us to identify quickly who should, and who should not, be on our campus.

You will be expected to wear:

- Black smart trousers
- Black skirt or the school kilt
- White school shirt
- Black v-neck jumper/cardigan (no logos or hoodies)
- Black shoes (all black)
- School tie
- School blazer with badge
- Purple polo shirt/t-shirt for PE is available



Support: Pastoral



Mrs M Mahon

Principal Teacher
Pupil Support (Inclusion)



Mrs L Orr

Principal Teacher
Pupil Support (Pastoral)



Mrs J McGuigan

Principal Teacher
Pupil Support (Support for Learning)



Mr S MacLachlan

Principal Teacher
Pupil Support (Pastoral)



Miss C Logan

Principal Teacher
Pupil Support (Pastoral)



Miss G Van Looy

Principal Teacher
Pupil Support (Pastoral)

At Barrhead High School we want to make sure that everyone has the support they need.

Your Pastoral Teacher is the person you can go to if you have any concerns. As well as all your other classes, you have one class per week with your Pastoral Teacher. Your Pastoral Teacher can help you with anything:

- Worries about classes Issues with friends
- Barriers to you coming into school
- If you feel you need additional support.

You must remember that you are never alone in Barrhead High and you always have support. Our Pastoral Office door is always open and you are more than welcome to come and speak to your Pastoral Teacher during break or lunchtime. It's always important you speak to us because we can deal with situations if we know about them - if not then we can't help as quickly as we would like.

If your parents/ carers have any concerns or worries about your time in school they should always call the school and ask to speak to your Pastoral Teacher. We are always keen to hear from parents and there is no worry which is too small.

Support: Support for Learning

We also want to make sure that we are getting it right for all our learners. We know that young people can find school difficult for lots of different reasons perhaps ...

- You might find it difficult to keep your emotions in control
- You find it difficult speaking to people and making new friends You may have lots of worries and anxieties
- You may feel like you have low self-confidence or self esteem

In the Support for Learning department we can help you find ways to deal with all of these issues and you might find yourself working in one of our many groups or by working closely with one of our teachers or pupil Support assistants.

We also have our Pupil Support Assistants who might be in your classes. If the teacher is busy, you can also ask for help from one of our PSAs.

Achievement

At the start of each new session a 'Fresher's Fayre' will be held to advertise the wide range of clubs and sports on offer. All S1 pupils are encouraged to sign-up for at least 3 clubs before leaving the fayre.

Achievements including personal achievements, representing the school, pupil of the month, volunteering and participation in extra-curricular activities is captured on our Instagram account and are celebrated at assemblies and on plasma screens.

You can find out more about clubs and leadership opportunities by visiting the learner section on our website <https://barrheadhighschool.co.uk/pupils/>

The Library

When you come to Barrhead High, you will receive a warm welcome in the Library from the Librarian, Miss McEachern. The Library has over 8000 books to choose from, including all your favourite authors, graphic novels and manga. In S1, you will come to the Library with your English teacher for fun activities and to choose and change books. We love reading at Barrhead High and often have challenges, competitions, quizzes and author visits.

The Library is also open before/after school and at lunchtimes.



Questions?

What time should I come to school?

You should aim to arrive by 8.30am this will ensure you have time to access the breakfast cart (free), lockers and visit the toilet before the bell at 8.40am. If you arrive at class after 8.45 (2nd bell) you will be marked as late.

When your child misses just...	Each week that is equal to...	Which over a year is....	And therefore from S1 – S6 equates to ...
10 mins per day	50 mins of learning.	1 week	1.5 months of learning.
20 mins per day	1 hour 40 mins of learning.	2.5 weeks	4 months of learning.
30 mins per day	2 hours 30 mins of learning.	3.5 weeks	5 months of learning.
60 mins per day	5 hours of learning.	7 weeks	10 months of learning.

Where should I meet on Day 1?

S1 will meet in the Games Hall and will have their first assembly and a period with their Pastoral Teacher. Staff and learners will be available to support.

When will I receive my timetable?

You will receive your timetable at the start of day 1. Once you have received details about Parent Portal and your family has signed up, you will be able to view the timetable online. You can also collect a copy during the summer if you need time to prepare.

What time will I have a break?

Interval- 10.25-10.40 am Lunch- 12.20-1.00pm
S1 learners stay in school until the end of S1.

Will I need my PE kit on Day 1?

You will not require kit on day 1 unless we send your parent an email. Please make sure you check your timetable each evening to plan your PE kit and equipment.

Who should I speak to if I require help?

We want to empower all our young people. It is important that as you move to Barrhead High School that you develop confidence and resilience. Please come and speak to your Pastoral Teacher or a member of the Senior Management Team. We are here to help.

I want to cycle to school, where can this be stored?

At Barrhead High we have some bike stands within the school gates. These are not monitored throughout the day and we recommend that all bikes are securely locked.

Questions?

How will I get lunch on day 1 if I do not bring lunch?

All young people will be issued with a pin number to access the canteen. We will organise a visit to the canteen at the start of the day.

If you are a free school meal and your family have applied via <https://eastrenfrewshire.gov.uk/free-school-meals> the funds will automatically be added at 11.30am.

If you are not FSM and would like to use the canteen you should bring funds to add to your account.

Your Parent Pay details will be sent ASAP to allow you to top up your account.

Can I buy snacks?

The canteen sells snacks at morning interval. Please note, if you are a free school meal your funds will not go on your account until after interval. This is to ensure you have funds for lunch.

What happens if I forget to bring money or there is not enough funds in my account?

You would be informed by the canteen that you do not have enough funds in their account. You should visit the school office who will issue a green slip. Once you have the slip you do not need to wait in the queue again. The office will then send an email home to remind family to top up your account.

If you are a free school meal and you have spent your allowance you will not be able to make further purchases to avoid debt.

Please note, SLT and Pastoral always have a selection of snacks and drinks. No young person should be hungry, you just need to ask for help.

What do I need in my pencil case?

The usual pens, pencils and ruler etc. You should also purchase a scientific calculator if you can, we will assist if you do not have one.

How can I access a locker?

Once Parent Pay is set up you will be able to pay £5 to secure a locker. Your family will receive an email to share that it is set up and the deadline for applying. Free School Meal learners do not need to pay, you will receive your locker key on the same day as all other learners.

What should I do if I have lost my locker key?

You will be able to pay £5 for a replacement key on Parent Pay. However, we do not check this on a daily basis; you must visit the office and share that your family have paid.

How will I know if I have homework?

Your family will be invited to join Google Guardian for S1 pupils. Google Guardian is a fantastic resource that enables parents/ carers to have an overview of set homework, completion rates and up and coming tasks. This will allow families to further support at home. **You will be able to see all your homework on google classrooms.**